

FY 2016/17 Annual Report Summary

# Healthy Children Ready to Learn

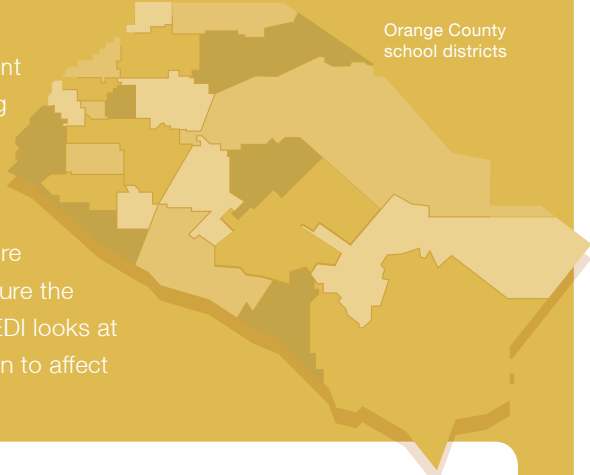


Children & Families Commission of Orange County

# Learners Today, Leaders Tomorrow

The Commission pioneered the implementation of the Early Development Index (EDI) in the United States, making Orange County the vanguard site for collection of this comprehensive kindergarten readiness data. EDI data shows how children are doing and where additional resources are needed to ensure the success of the entire community. The EDI looks at five developmental areas that are known to affect well-being and school performance:

Orange County  
school districts



**Physical Health  
& Well-Being**



**Social  
Competence**



**Emotional  
Maturity**



**General Knowledge &  
Communication Skills**



**Language & Cognitive  
Development**

The 2016/17 school year marks the third consecutive year of comprehensive data for every Orange County public school that serves kindergartners. The most recent school readiness data confirmed that:

Orange County children are most ready in the area of Physical Health & Well-Being

**81%**  
on track

Orange County children are least ready in the area of General Knowledge & Communication Skills

**27%**  
not on track

Overall, more than half of Orange County children are on track in all five developmental areas

**52%**  
on track

The commitment to collecting EDI data remains a priority to help policy makers, nonprofit groups, educators and child advocates quantify the need for early childhood development programs. The data can support new policies for young children, identify geographic areas where programs are most needed, and invite collaboration between community groups, school districts and nonprofit organizations to ensure programs are available and accessible for all young children and families.

# Vision: All Children are Healthy and Ready to Learn

Since 2000, the Children and Families Commission of Orange County has identified, funded and supported programs with measurable positive impacts on young children's health and school readiness. Its strategic partnerships have allowed the Commission to leverage collective resources to provide more opportunities to keep children healthy and ready to learn.

## Strengthening the Systems of Care for Children

As tobacco tax revenue declines, the Commission is concentrating on sustainability strategies that effectively leverage key partnerships, ongoing data collection and rigorous local evaluation.

The Commission uses a multi-pronged approach to maintain a focus on the importance of early childhood development and further improve outcomes for young children:



Continue funding proven programs that are effective and foundational.



Rigorously promote use of the Early Development Index (EDI) to assess children's readiness for kindergarten within Orange County neighborhoods and geographic areas.



Prioritize partnerships that improve outcomes for Orange County's young children and develop new relationships for leveraging and sustainability.



Fund initiatives and projects designed to improve the systems that serve young children.

# Healthy Children

Funded programs encompass prenatal care, health and developmental screenings, linkage to services, and early intervention services when needed to maximize each child's potential.

## Developmental Screenings for Hard-to-Reach Children

In 2016, Help Me Grow Orange County partnered with the Orange County Department of Education (OCDE) to improve developmental screening rates for hard-to-reach children in family childcare settings.


### This innovative pilot project used:



In-person visits with family child care providers for coaching and technical assistance



Screenings completed by parents on mobile devices like cell phones



Referral, care coordination and linkage to needed services

### As a result:

63

family child care providers added standardized screenings to their routine practices.

Help Me Grow Orange County and OCDE/Quality Start won the Innovation Challenge at the 2017 Help Me Grow National Forum



### Through Healthy Children Programs in fiscal year 2016/17:

**54,791** parents received referrals to services for their children's health and developmental concerns

**23,523** children received oral health education and 13,465 children received preventative dental treatment

**15,317** parents had office visits to improve their knowledge of healthy child development

**15,120** children were screened for up-to-date immunizations

**14,246** children received a vision screening

**13,945** mothers received breastfeeding education, intervention and support

**13,276** children received a screening for developmental milestones and/or behavior

**8,583** pregnant women received support for a healthy pregnancy and early childhood health

# Early Learning

Early learning skills lay the foundation for children's success in school. Investments in school readiness, math and early literacy programs help Orange County's children enter kindergarten on the best possible trajectory for success in school and life.

## Early Learning Specialists and Unique Statewide Student Identifiers

To track how students are performing over time, the state of California utilizes a Statewide Student Identifier (SSID) to maintain data and monitor progression as children move through grades. Due largely to the work of Commission-funded Early Learning Specialists, the majority of school districts in Orange County now assign this unique number to young children before they enter kindergarten.

This identifier allows kindergarten teachers to access a child's behavioral, academic and intervention history before the school year starts. This electronic record allows these early educators to provide a more tailored education approach to each individual child to set them on the trajectory for success in school and life.



Last year, more than **11,000** preschool children were assigned an SSID.

The data supports that children who have early learning experiences and interventions need fewer services, including special education and grade retention.

## Through Early Learning Programs in fiscal year 2016/17:



**57,047** new and used books were distributed to children

**47,577** children participated in early literacy programs

**28,759** parents received tools, resources, information and/or training needed to transition their child to kindergarten



**14,390** parents participated in a program designed to increase the frequency of reading at home

**11,188** parents received literacy information or assistance in waiting rooms or at community events

**3,263** children and 3,725 parents participated in a family-focused, drop-in early learning program (for example, a Learning Link)

# Strong Families

The Commission invests in programs that provide families in need with a safe and stable home environment, information on child development, and developmental screenings. This support includes funding for transitional and emergency shelters, and direct services with an emphasis on basic needs such as food, shelter and clothing.

## Homeless Prevention

The Commission continues to invest and partner with shelter providers, government agencies, and public and private entities to ensure a holistic approach to homeless prevention for families with young children in Orange County.

In Fiscal Year 2016/17, Commission funding supported transitional and emergency beds throughout Orange County. The following new emergency shelters were added:



Family Assistance Ministries' Family House – provides up to 11 units of emergency shelter at a time serving an estimated 44 families annually

Illumination Foundation's Theriault House – provides up to eight units of emergency shelter at a time serving an estimated 32 families annually

Through Strong Families Programs in fiscal year 2016/17:



Children received **37,267** emergency or transitional shelter bed nights and their family members received 47,215 bed nights

**959** at-risk children received developmental and/or behavioral screenings



**681** parents received weekly case management services as they transitioned to stable housing

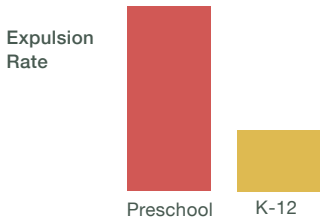
**96** at-risk children were linked to a health care home and 91 were linked to a dental home

# Capacity Building

To strengthen the network of nonprofit community service providers, the Commission awards small competitive grants focused on enhancing the capacity of an agency, provides technical assistance to achieve long-term sustainability, and integrates a performance evaluation process.

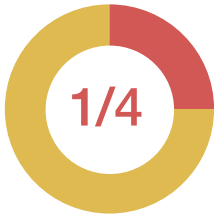
## Early Childhood Mental Health Collaborative

The Early Childhood Mental Health Collaborative (ECMHC) was established in 2015 to address concerns such as:

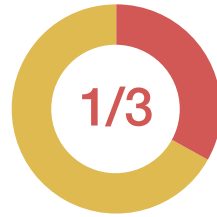


The expulsion rate of children in preschool for problematic behavior is three times the rate of children in kindergarten through 12th grade

A seven-year delay is typical between children showing symptoms and receiving mental health treatment



More than one-quarter of Orange County early education providers have behavior or mental health concerns about a child they serve



More than one-third have had to expel a child from their program for problematic behavior

The five-organization collaborative, funded by the Commission, is working to better identify and address mental health issues as early as possible, and to ensure these young children are engaged appropriately in early care settings that have the capacity to understand, accommodate and address their behavioral issues. By doing so, these children will be enabled to progress academically, socially and emotionally, thereby reducing the need for costly crisis intervention later and throughout a child's life.

# Program Funding Expenditures – Fiscal Year 2016/17



In fiscal year 2016/17, children ages 0-5 received 1.8 million services.

	PROGRAM EXPENDITURES	CATALYTIC EXPENDITURES
<b>Healthy Children</b>		
Bridges Maternal Child Health Network	\$ 7,880,334	\$ –
Pediatric Health Services	5,333,077	682,992
School Readiness Nursing	2,761,653	–
Community Clinics	–	–
Community Health Access and Education	1,013,874	2,137,452
Childrens' Dental	–	2,407,323
Healthy Children Program Support	217,844	–
	<b>\$ 17,206,782</b>	<b>\$ 5,227,767</b>
<b>Early Learning</b>		
Early Learning Specialists	\$ 2,437,587	\$ –
School District/ Community Based Early Learning Programs	970,965	–
Early Literacy Programs	250,000	750,000
First 5 CA Early Learning Programs	1,082,518	–
Early Learning Program Support	74,741	–
Americorps/VISTA Programs and Support	433,595	–
	<b>\$ 5,249,406</b>	<b>\$ 750,000</b>
<b>Strong Families</b>		
Homeless Prevention	\$ 1,092,710	\$ 962,620
Family Support Services	825,864	57,042
Strong Families Program Support	24,281	–
	<b>\$ 1,942,855</b>	<b>\$ 1,019,662</b>
<b>Capacity Building</b>		
Technical Assistance	\$ 12,054	–
Capacity Building Grants, Matching Funds, Fund Development and Program Support	432,660	34,300
	<b>\$ 444,714</b>	<b>\$ 34,300</b>
<b>TOTAL</b>	<b>\$24,843,757</b>	<b>\$ 7,031,729</b>

Note: Catalytic expenditures are one-time funding actions designed to reduce ongoing demand on the Commission's budget, while making system-wide impacts on services for young children.

Cover photo was provided by MOMS Orange County, a Commission-funded program.